

The Padlock Clip™

Available in 2 models



2 Models

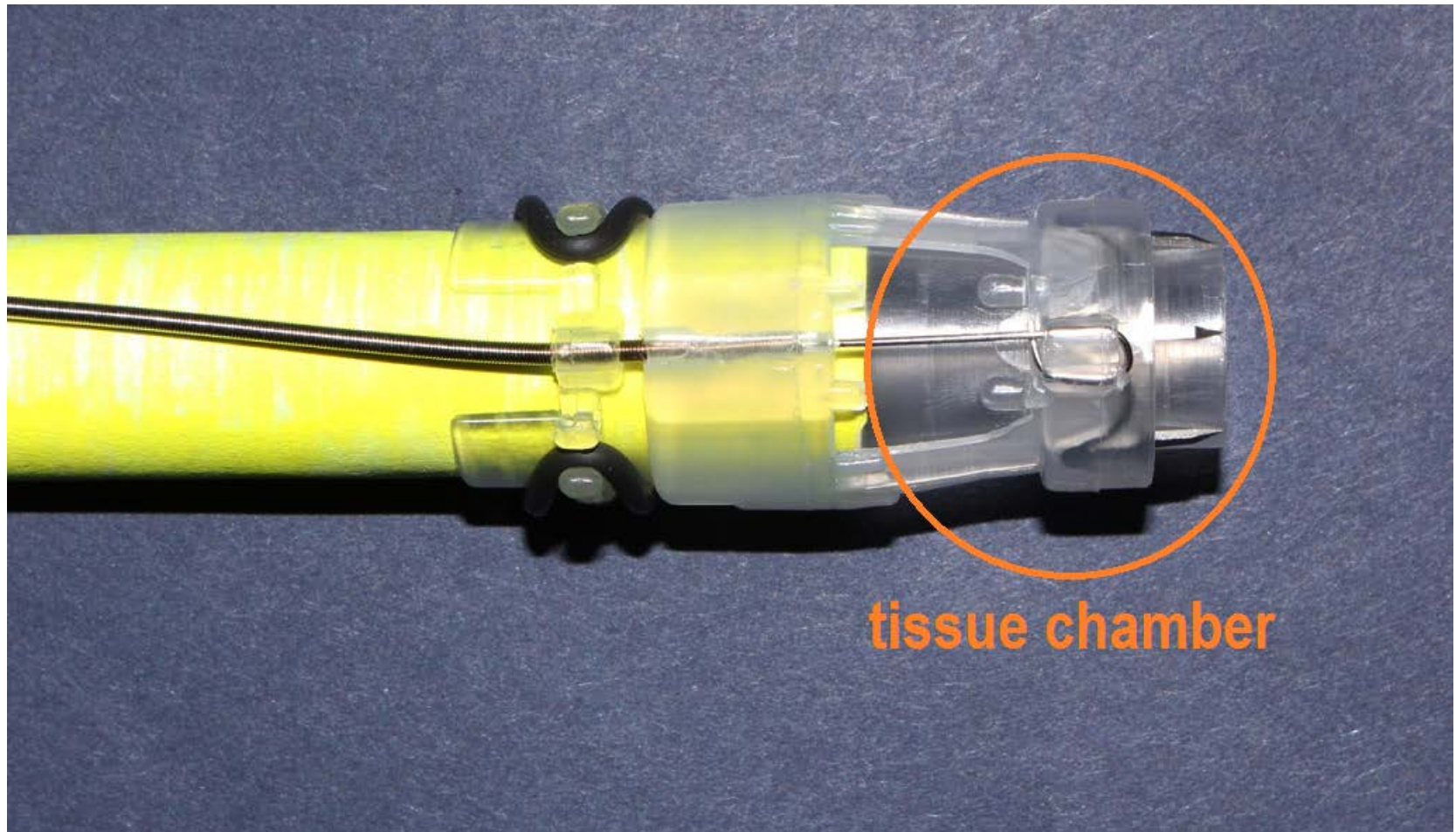
Standard - best suited for endoscopes between 9.5mm and 11mm*

Pro- SelectTM - for scopes between 11.5 and 14mm*



* The largest diameter of the distal tip section of the endoscope

With Pro-Select™ you can determine
the size of the tissue chamber

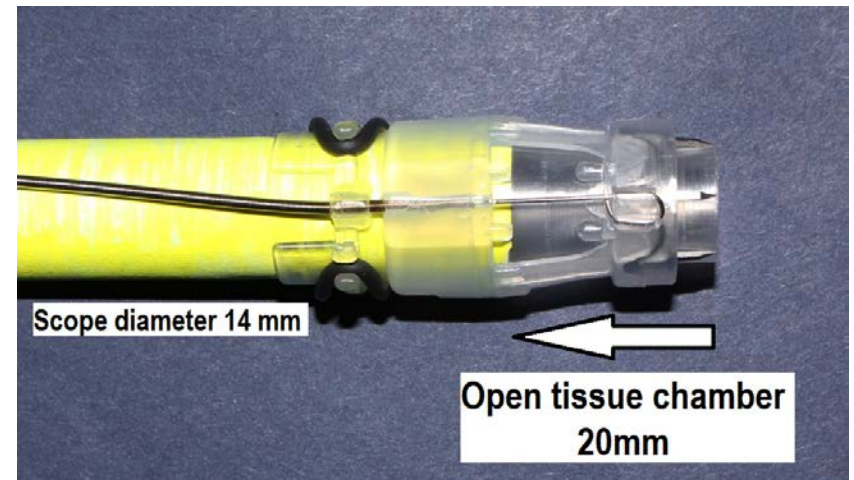
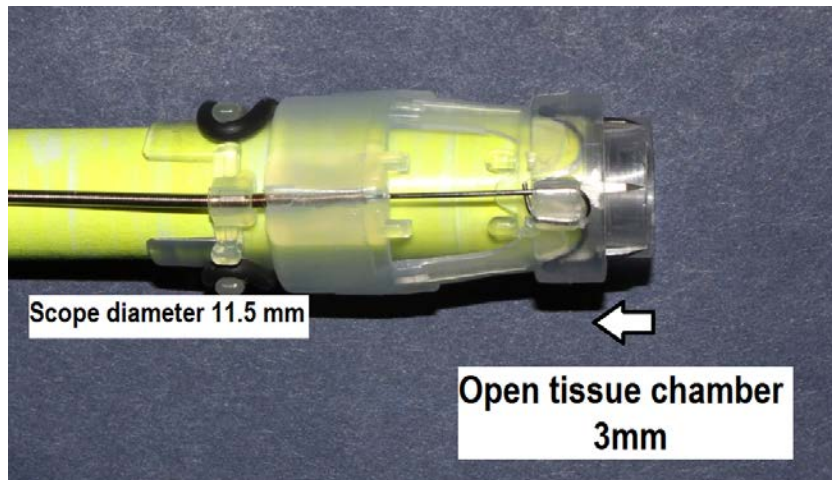


Tissue Chamber Differences- Standard and Pro-Select™

Standard - fixed size tissue chamber (10mm)

Pro-Select™ - variable tissue chamber -

its size and depth increase with increases in the diameter of the endoscope – you select



C913131 Padlock Clip-12

Pro Select - Lock-it Delivery System

Tissue Chamber Depth Chart*

Endoscope Tip Section Diameter	Depth of Tissue Chamber	
11.5 mm	0.4 cm	+/- .1
12.0 mm	0.8 cm	+/- .1
12.5 mm	1.1 cm	+/- .1
13.0 mm	1.3 cm	+/- .1
13.5 mm	1.5 cm	+/- .1
14.0 mm	1.9 cm	+.3/- .1

* All numbers are approximate

Indications for Use

The Padlock Clip™ is indicated for:

- Hemostasis for:
 - Mucosal/Sub mucosal defects
 - Bleeding Ulcers
 - Arteries <2mm
 - Polyps <1.5cm diameter
 - Diverticula in the Colon
- Closure of GI tract luminal perforations < 20mm that can be treated conservatively
- Endoscopic Marking of lesions